

Clallam County Opioid Surveillance Dashboard

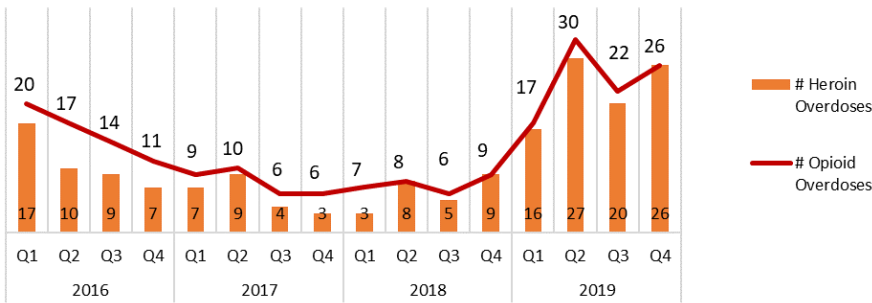
Version 6, Edition 1, April 2020



The purpose of this Dashboard is to share current, relevant data to inform practice decisions and interventions. The Dashboard will be updated with new indicators and data as available. The contents are organized in five sections: Adverse Outcomes, Treatment, Risk Reduction, Prescribing Practices, and Perceptions & Prevalence.

Adverse Outcomes

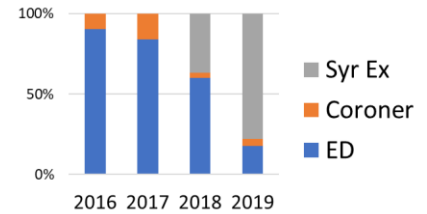
Opioid Overdose Reports to Clallam County Public Health¹



	2017	2018	2019
# overdose reports	31	30	95
Heroin-involved	74%	83%	94%
Fatal overdose	23%	7%	4%

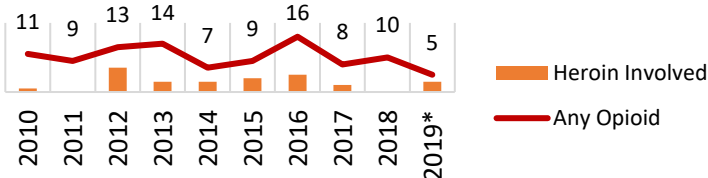
Location of Overdose: **			
Port Angeles	63%	73%	78%
Sequim	6%	13%	11%
West End	32%	13%	12%

**As a percentage of total overdoses reported

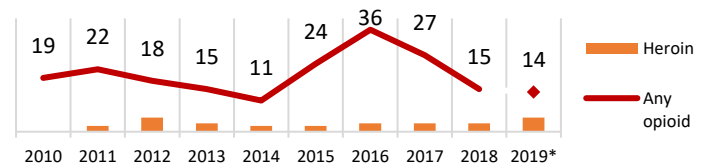


OMC ED, Forks ED and Clallam County Coroner began reporting all opioid-related overdose events to CCHHS in December 2015. In 2019, 74% of all reports were through the syringe exchange program. The source of information reported to CCHHS is on the bar graph to the right.

Opioid Related Deaths²



Opioid Overdose Hospitalizations³

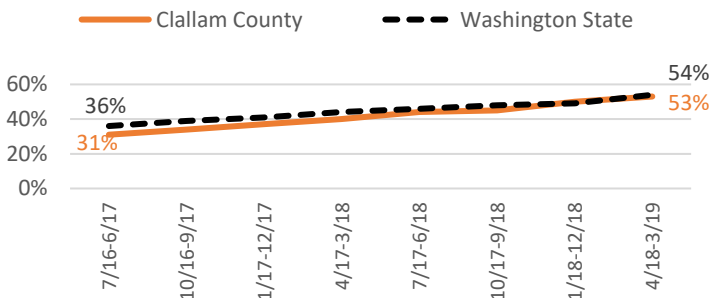


*Preliminary Quarterly Data Q1-Q4 2019; interpret with caution. Death data are as reported on the death certificate and from post-mortem toxicology results. Geographic death occurrences only.

*Preliminary Quarterly Data Q1-Q2 2019. Inpatient hospitalization data are based on discharge diagnoses (primary and contributing causes) and include overdoses.

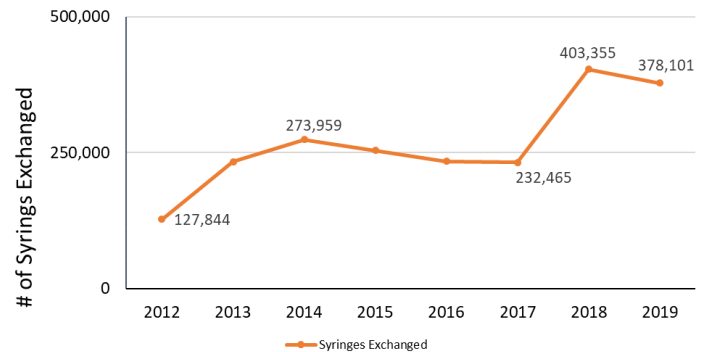
Treatment

Percent (%) of Medicaid Beneficiaries (18+) with an Opioid Use Treatment Need Identified within the Past Two Years with at Least One Treatment⁴



Risk Reduction

Number of Syringe's Exchanged at Clallam Health and Human Services⁵

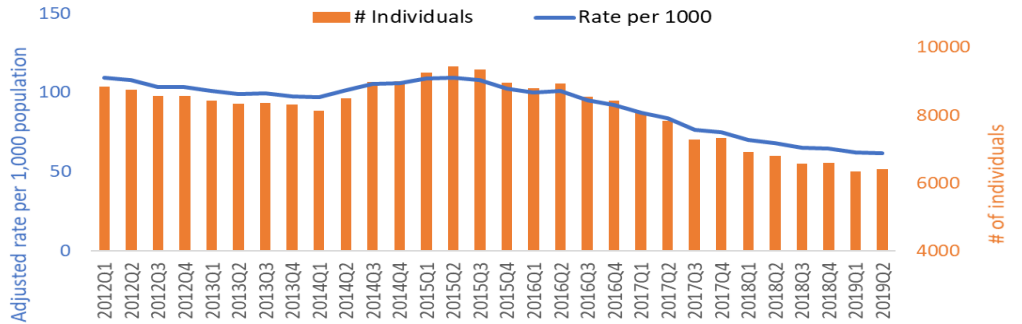


Source: (1) Clallam County Health and Human Services (2) WA State Department of Health, Center for Health Statistics, Death Certificate data, Restricted access in CHAT. (3) WA State Dept of Health, counts: Drug Overdose Quarterly Reporting dashboard; by residence: Comprehensive Hospital Abstract Reporting System, Restricted access in CHAT. (4) Healthier Washington, Opioid Use Disorder Treatment Dashboard. All state data based on pharmacy claims. (5) Clallam Health and Human Services

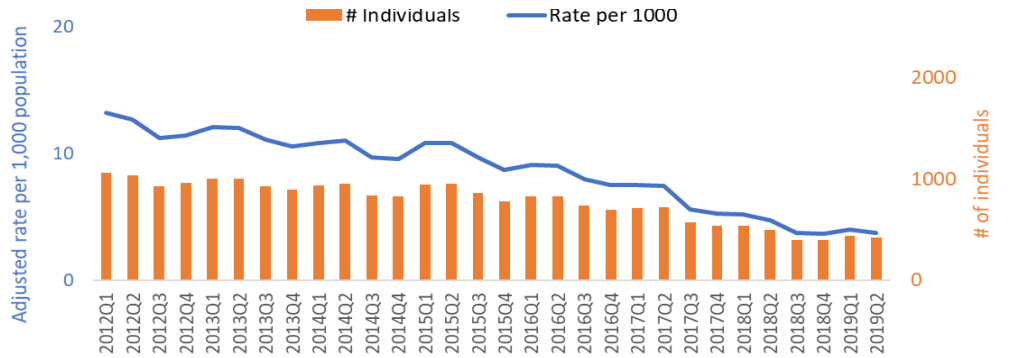
Prescribing Practices

Source: Washington State Department of Health, Opioid Prescriptions Dashboard, 2/20/2020
<https://www.doh.wa.gov/DataandStatisticalReports/HealthDataVisualization/OpioidPrescriptionsandDrugOverdosesCountyData>
 Note: Change in Y-axis scale and time periods reported through charts

Patients with any opioid prescription



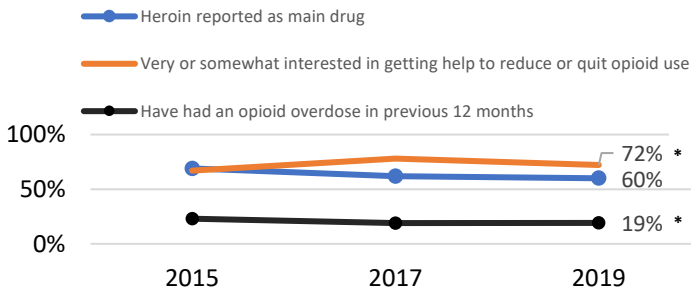
Patients with high-dose chronic opioid prescriptions ≥ 90 Morphine Milligram Equivalents (MME)



Perceptions and Prevalence

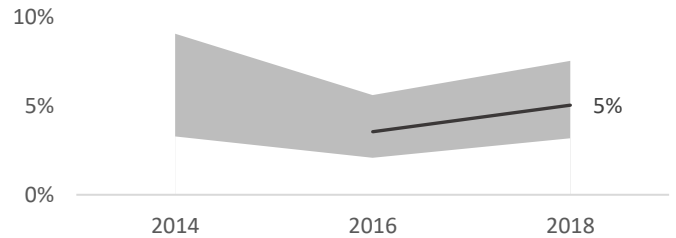
Sources: (6) University of Washington Alcohol and Drug Abuse Institute, WA State Responses (7) WA State Healthy Youth Survey, Clallam County Responses.

Percent (%) of Exchange Participant Health Survey Respondents: 2015, 2017, 2019⁶

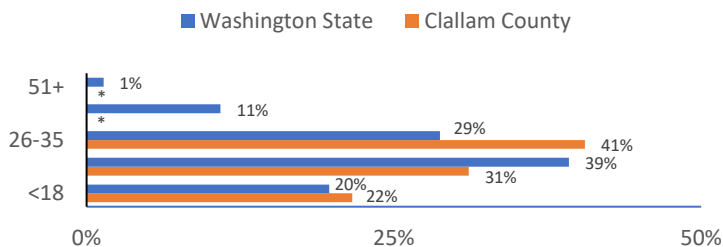


*The estimate has a standard error between 25% and 32%; interpret with caution

Clallam County Substance Use: 2014, 2016, 2018 Percent of 10th graders who report using a painkiller in the past 30 days⁷



Age at First Injection of Any Drug comparison between WA State and Clallam County⁶



*Estimates suppressed because count is less than ten