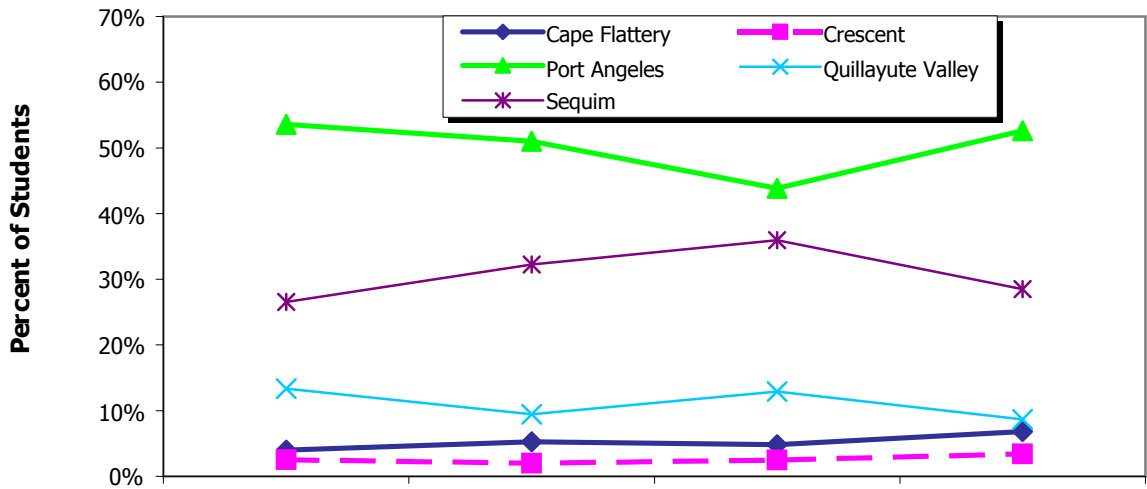
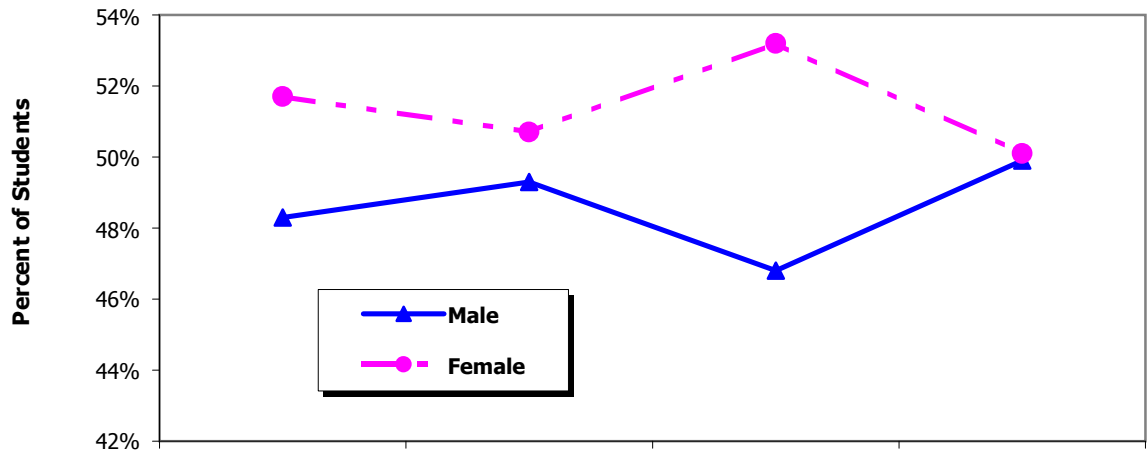


**Table iii.a - Characteristics of Students Completing Survey - SCHOOL DISTRICT
Clallam County - HYS and CTC 2004**



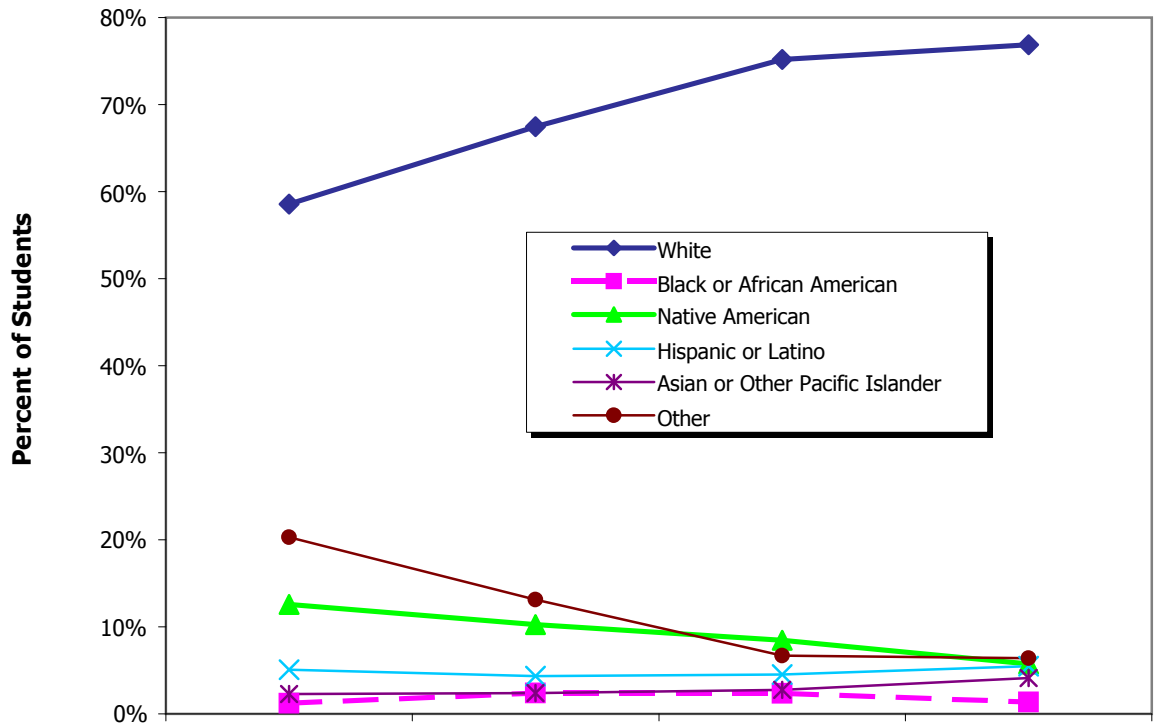
SCHOOL DISTRICT	6th Grade		8th Grade		10th Grade		12th Grade	
	Number	Percent	Number	Percent	Number	Percent	Number	Percent
Cape Flattery	25	4%	34	5%	25	5%	30	7%
Crescent	16	3%	13	2%	13	3%	15	3%
Port Angeles	337	54%	329	51%	228	44%	231	53%
Quillayute Valley	84	13%	61	9%	67	13%	38	9%
Sequim	167	27%	208	32%	187	36%	125	28%
TOTAL RESPONDENTS (% Missing)	629	0%	645	0%	520	0%	439	0%

**Table iii.b - Characteristics of Students Completing Survey - GENDER
Clallam County - HYS and CTC 2004**



GENDER	6th Grade		8th Grade		10th Grade		12th Grade	
	Number	Percent	Number	Percent	Number	Percent	Number	Percent
Male	300	48%	318	49%	239	47%	218	50%
Female	321	52%	327	51%	272	53%	219	50%
TOTAL RESPONDENTS (% Missing)	621	1%	645	0%	511	2%	437	0.5%

**Table iii.c - Characteristics of Students Completing Survey - RACE & ETHNICITY
Clallam County - HYS and CTC 2004**



RACE & ETHNICITY	6th Grade		8th Grade		10th Grade		12th Grade	
	Number	Percent	Number	Percent	Number	Percent	Number	Percent
White	335	59%	421	67%	382	75%	336	77%
Black or African American	7	1%	15	2%	12	2%	6	1%
Native American	72	13%	64	10%	43	8%	25	6%
Hispanic or Latino	29	5%	27	4%	23	5%	24	5%
Asian or Other Pacific Islander	13	2%	15	2%	14	3%	18	4%
Other	116	20%	82	13%	34	7%	28	6%
TOTAL RESPONDENTS (% Missing)	572	9%	624	3%	508	2%	437	0.5%