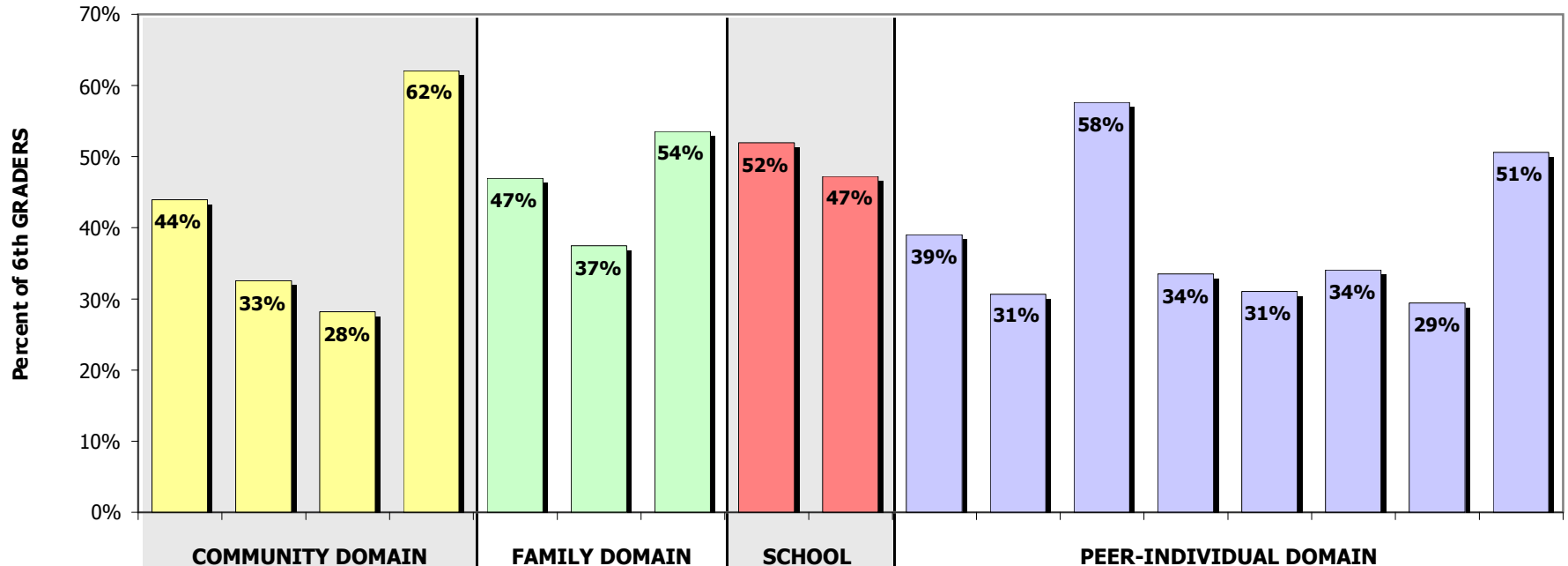
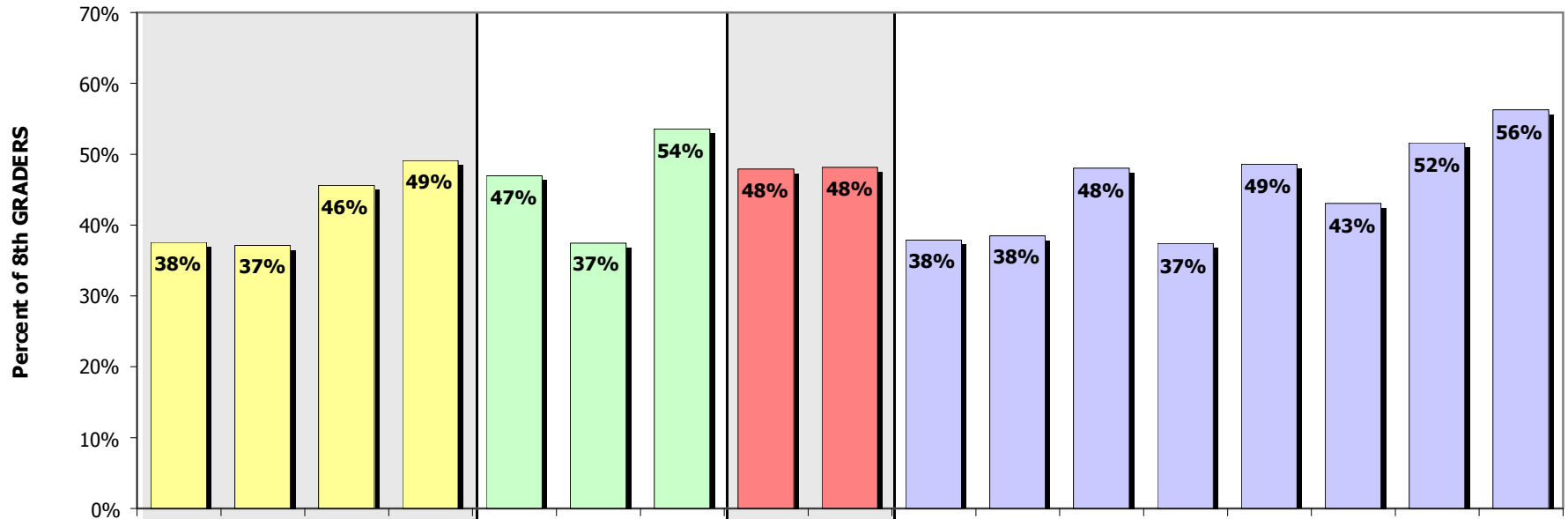


**Table IIID.1.a - Profile of RISK FACTORS by Domain - 6th GRADERS
HYS and CTC 2004**



6th GRADERS	COMMUNITY DOMAIN				FAMILY DOMAIN			SCHOOL		PEER-INDIVIDUAL DOMAIN							
	Laws and Norms Favorable to Drug Use	Perceived Availability of Drugs	Perceived Availability of Hand-guns	Transitions and Mobility	Poor Family Management	Parental Attitudes Favor Drug Use	Parental Attitudes Favor Antisocial Behavior	Low School Commitment	School Academic Failure	Early Initiation of Drug Use	Early Initiation of Antisocial Behavior	Attitudes Favorable to Antisocial Behavior	Attitudes Favorable to Drug Use	Perceived Risk of Drug Use	Peer's Drug Use	Rewards for Antisocial Involvement	Antisocial Peers
Number of 6th GRADERS At Risk	247	181	82	180	154	127	181	305	266	126	99	189	193	167	110	93	165
Percent of 6th GRADERS At Risk	44%	33%	28%	62%	47%	37%	54%	52%	47%	39%	31%	58%	34%	31%	34%	29%	51%
Number of 6th GRADERS in Sample	562	556	291	290	328	339	338	587	563	323	323	328	576	538	323	316	326

**Table IIID.1.b - Profile of RISK FACTORS by Domain - 8th GRADERS
HYS and CTC 2004**

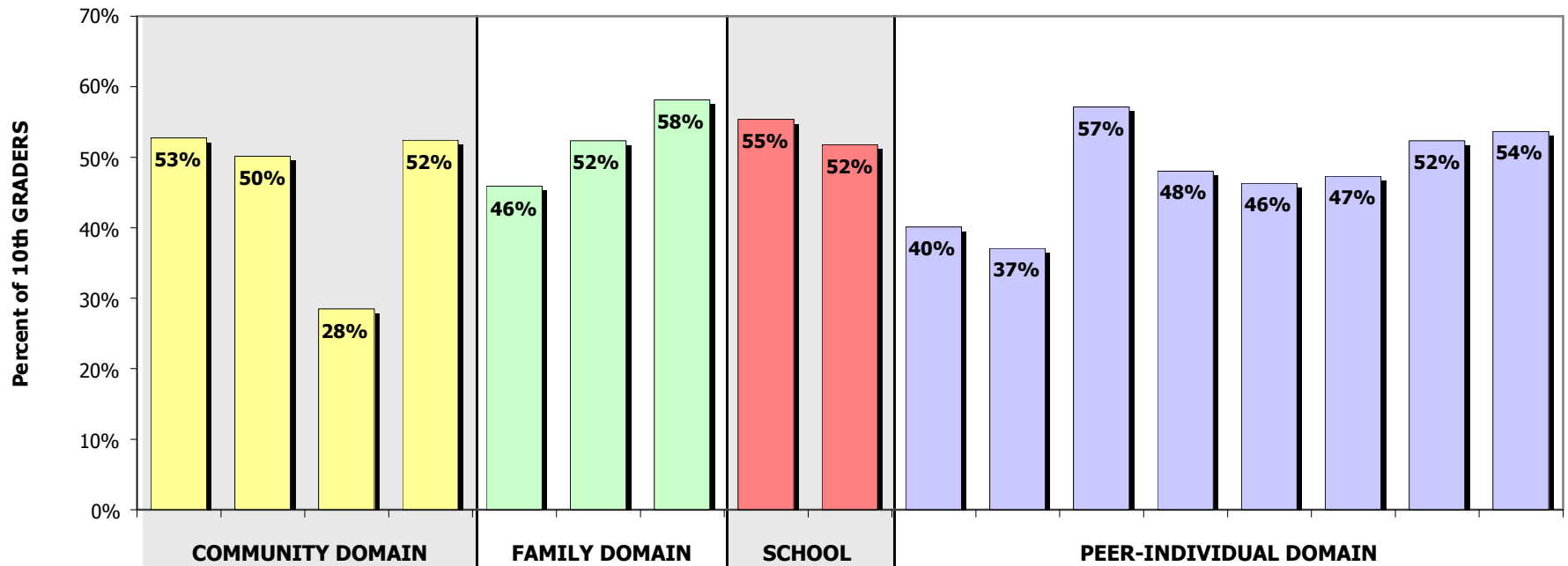


8th GRADERS

Number of 8th GRADERS At Risk
Percent of 8th GRADERS At Risk
Number of 8th GRADERS in Sample

	COMMUNITY DOMAIN				FAMILY DOMAIN			SCHOOL		PEER-INDIVIDUAL DOMAIN							
	Laws and Norms Favorable to Drug Use	Perceived Availability of Drugs	Perceived Availability of Hand-guns	Transitions and Mobility	Poor Family Management	Parental Attitudes Favor Drug Use	Parental Attitudes Favor Antisocial Behavior	Low School Commitment	School Academic Failure	Early Initiation of Drug Use	Early Initiation of Antisocial Behavior	Attitudes Favorable to Antisocial Behavior	Attitudes Favorable to Drug Use	Perceived Risk of Drug Use	Peer's Drug Use	Rewards for Antisocial Involvement	Antisocial Peers
Number of 8th GRADERS At Risk	172	169	208	224	154	127	181	228	222	175	177	222	174	221	198	241	264
Percent of 8th GRADERS At Risk	38%	37%	46%	49%	47%	37%	54%	48%	48%	38%	38%	48%	37%	49%	43%	52%	56%
Number of 8th GRADERS in Sample	458	455	456	456	328	339	338	476	461	462	460	462	465	455	460	467	469

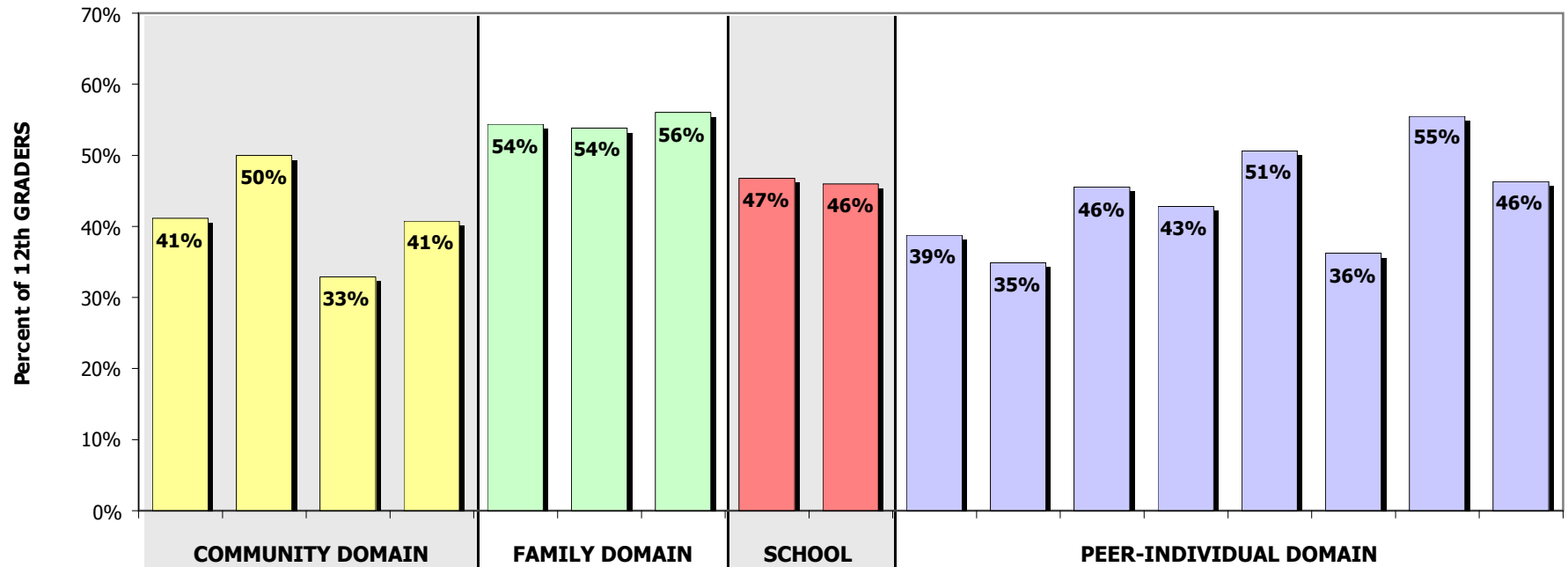
**Table IIID.1.c - Profile of RISK FACTORS by Domain - 10th GRADERS
HYS and CTC 2004**



10th GRADERS

Number of 10th GRADERS At Risk	182	173	98	174	107	123	136	206	187	144	132	204	170	163	167	190	198
Percent of 10th GRADERS At Risk	53%	50%	28%	52%	46%	52%	58%	55%	52%	40%	37%	57%	48%	46%	47%	52%	54%
Number of 10th GRADERS in Sample	345	345	344	332	233	235	234	372	361	359	356	357	354	352	353	363	369

**Table IIID.1.d - Profile of RISK FACTORS by Domain - 12th GRADERS
HYS and CTC 2004**



12th GRADERS	COMMUNITY DOMAIN				FAMILY DOMAIN			SCHOOL		PEER-INDIVIDUAL DOMAIN							
	Laws and Norms Favorable to Drug Use	Perceived Availability of Drugs	Perceived Availability of Hand-guns	Transitions and Mobility	Poor Family Management	Parental Attitudes Favor Drug Use	Parental Attitudes Favor Antisocial Behavior	Low School Commitment	School Academic Failure	Early Initiation of Drug Use	Early Initiation of Antisocial Behavior	Attitudes Favorable to Antisocial Behavior	Attitudes Favorable to Drug Use	Perceived Risk of Drug Use	Peer's Drug Use	Rewards for Antisocial Involvement	Antisocial Peers
Number of 12th GRADERS At Risk	128	157	101	123	118	126	130	153	149	126	113	148	140	163	117	177	150
Percent of 12th GRADERS At Risk	41%	50%	33%	41%	54%	54%	56%	47%	46%	39%	35%	46%	43%	51%	36%	55%	46%
Number of 12th GRADERS in Sample	311	314	307	302	217	234	232	327	324	325	324	325	327	322	323	319	324