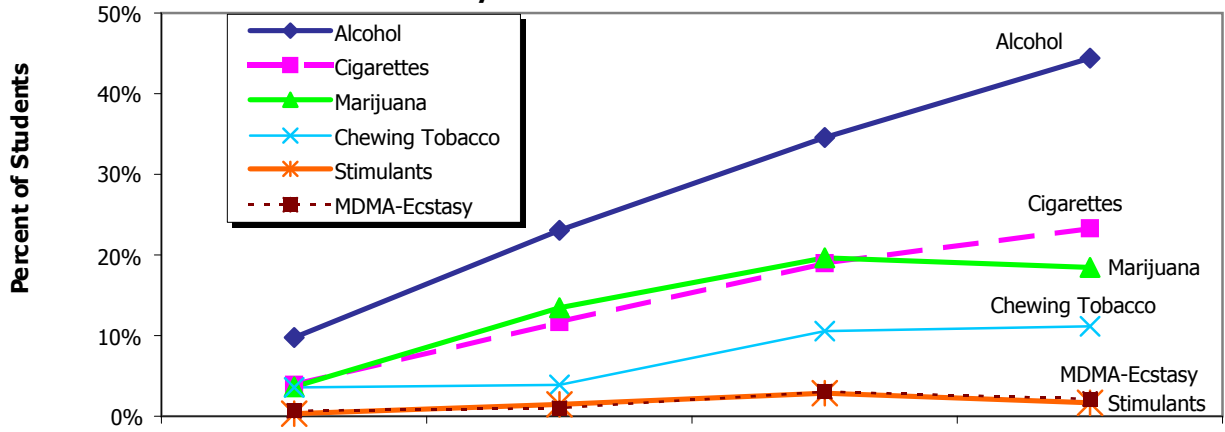


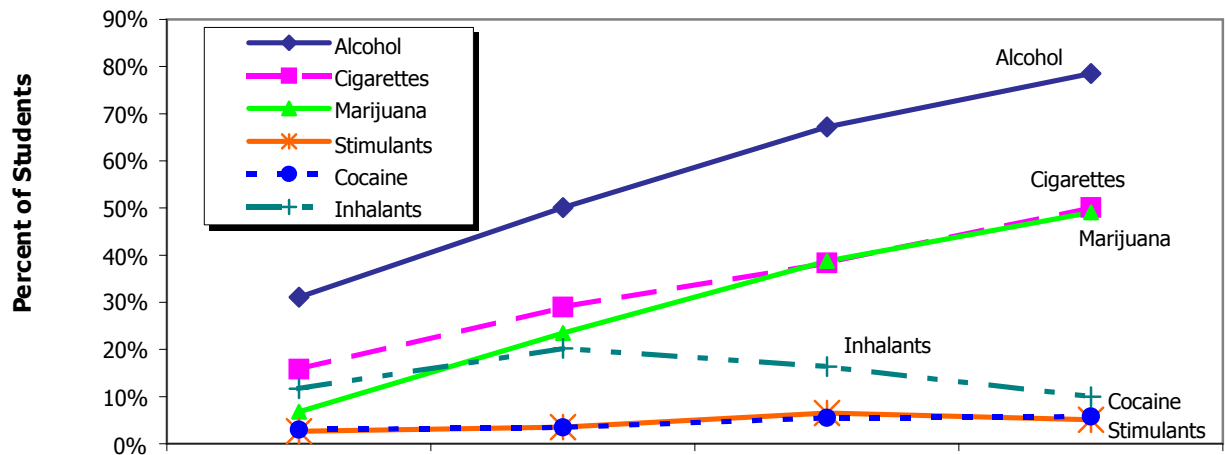
**Table IB.1 - Prevalence of Substance Use in Past 30 Days by Grade and Type of Substance
Clallam County - HYS and CTC 2004**



	6th Grade		8th Grade		10th Grade		12th Grade	
	Num. with 30 day use	Percent of Students	Num. with 30 day use	Percent of Students	Num. with 30 day use	Percent of Students	Num. with 30 day use	Percent of Students
Alcohol	57	10%	143	23%	170	35%	190	44%
Cigarettes	23	4%	72	12%	94	19%	100	23%
Marijuana	21	4%	83	13%	96	20%	79	18%
Chewing Tobacco	21	4%	24	4%	52	11%	48	11%
Stimulants (Meth)	1	0.3%	9	1%	14	3%	7	2%
MDMA-Ecstasy	2	0.7%	6	1%	15	3%	9	2%

*Use of stimulants, MDMA and cocaine are only asked on 8th, 10th and 12th grade HYS surveys.

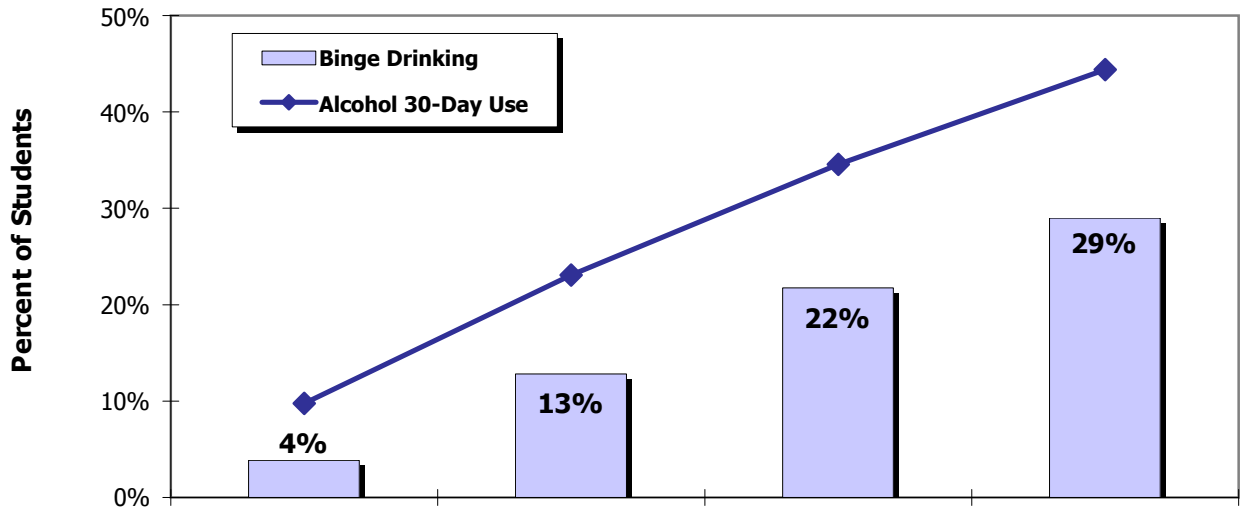
**Table IB.2 - Prevalence of LIFETIME Substance Use by Grade and Type of Substance
Clallam County - HYS and CTC 2004**



	6th Grade		8th Grade		10th Grade		12th Grade	
	Num. with Lifetime use	Percent of Students	Num. with Lifetime use	Percent of Students	Num. with Lifetime use	Percent of Students	Num. with Lifetime use	Percent of Students
Alcohol	180	31%	309	50%	328	67%	336	79%
Cigarettes	92	16%	179	29%	187	38%	215	50%
Marijuana	39	7%	145	24%	188	39%	210	49%
Stimulants (Meth)	8	3%	16	4%	22	7%	16	5%
Cocaine	9	3%	16	3%	19	6%	19	6%
Inhalants	67	12%	63	20%	33	16%	22	10%

Cocaine question only asked among 8th-12th grade in HYS survey. Inhalants question only asked among 6th grade in HYS survey.

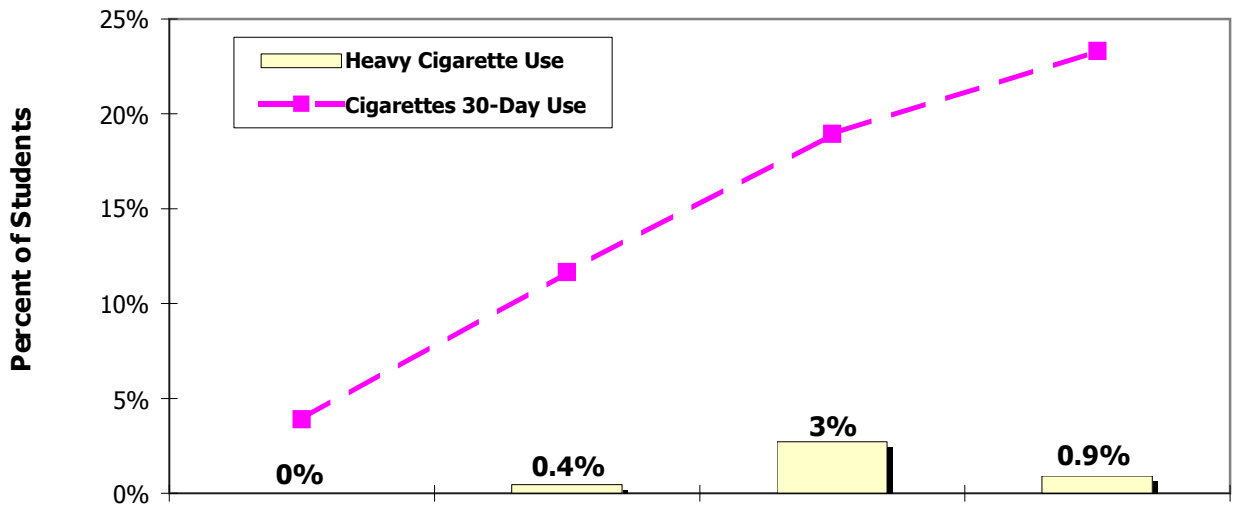
**Table IB.3 - Prevalence of Binge Drinking by Grade
Clallam County - HYS and CTC 2004**



	6th Grade		8th Grade		10th Grade		12th Grade	
	Number of Students Using	Percent of Students	Number of Students Using	Percent of Students	Number of Students Using	Percent of Students	Number of Students Using	Percent of Students
Binge Drinking*	12	4%	79	13%	107	22%	124	29%
Alcohol Use in Past 30 Days	57	10%	143	23%	170	35%	190	44%

*Binge Drinking defined as 5 or more drinks on an occasion in past two weeks. Binge drinking questions were only asked among 8th-12th grades in HYS survey.

**Table IB.4 - Prevalence of Heavy Use of Cigarettes by Grade
HYS and CTC 2004**



	6th Grade		8th Grade		10th Grade		12th Grade	
	Number of Students Using	Percent of Students	Number of Students Using	Percent of Students	Number of Students Using	Percent of Students	Number of Students Using	Percent of Students
Heavy Cigarette Use*	0	0%	2	0.4%	9	3%	3	0.9%
Cigarette Use in Past 30 Days	23	4%	72	12%	94	19%	100	23%

*Heavy Cigarette Use defined as smoking more than 20 cigarettes a day. Heavy cigarette use questions were only asked among 8th-12th grades in HYS survey.