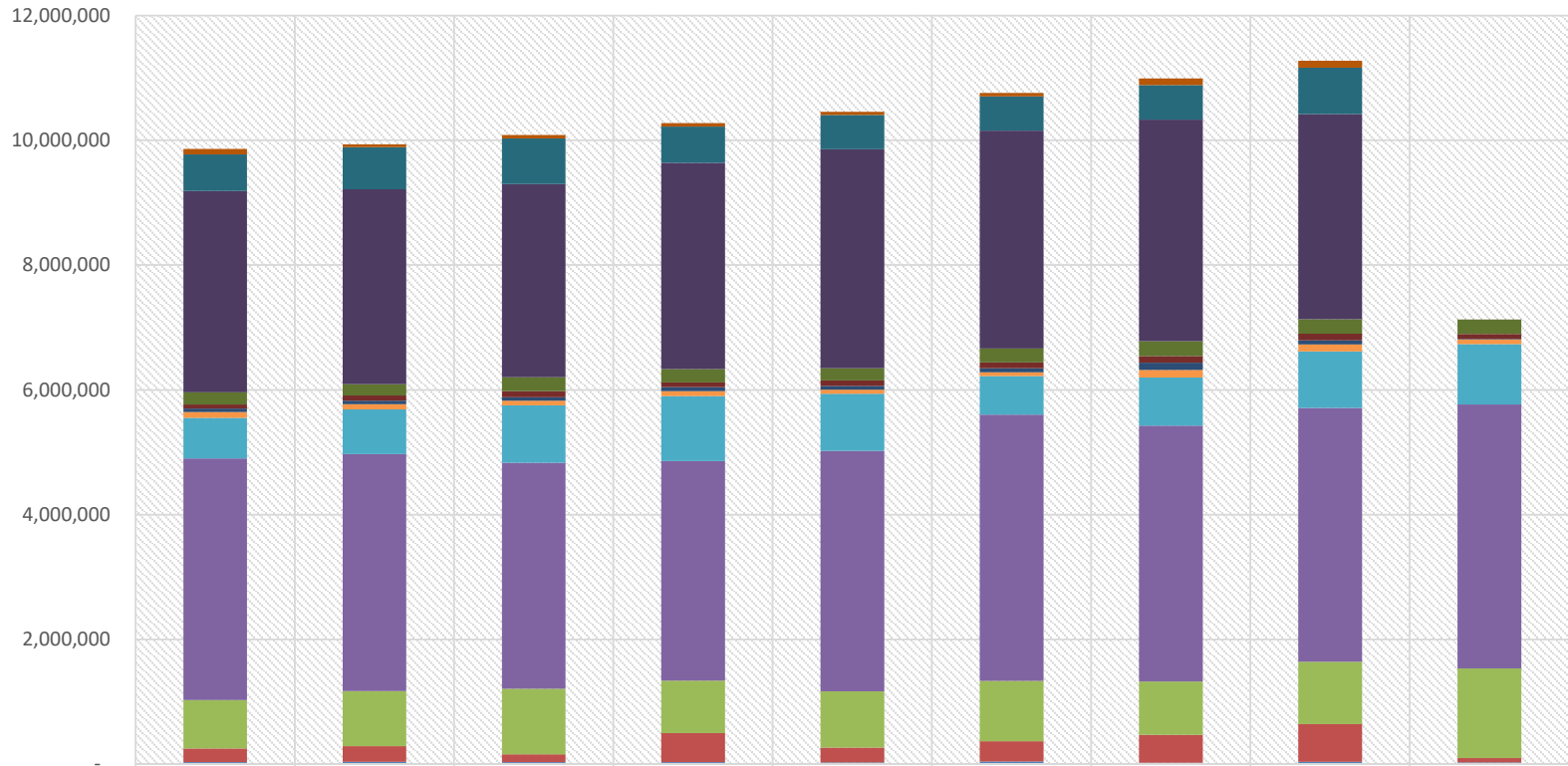
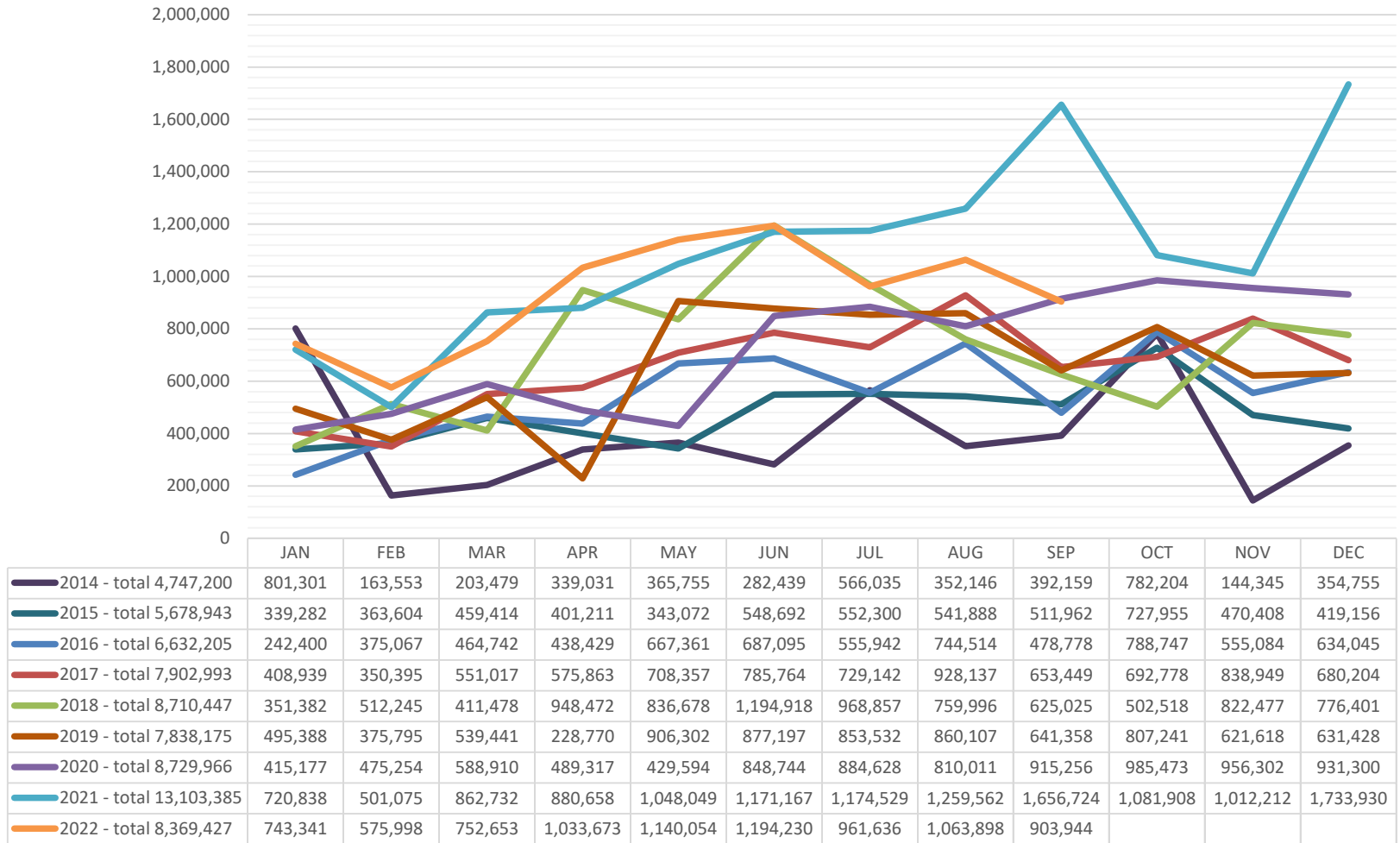


Clallam County Property Tax Collection

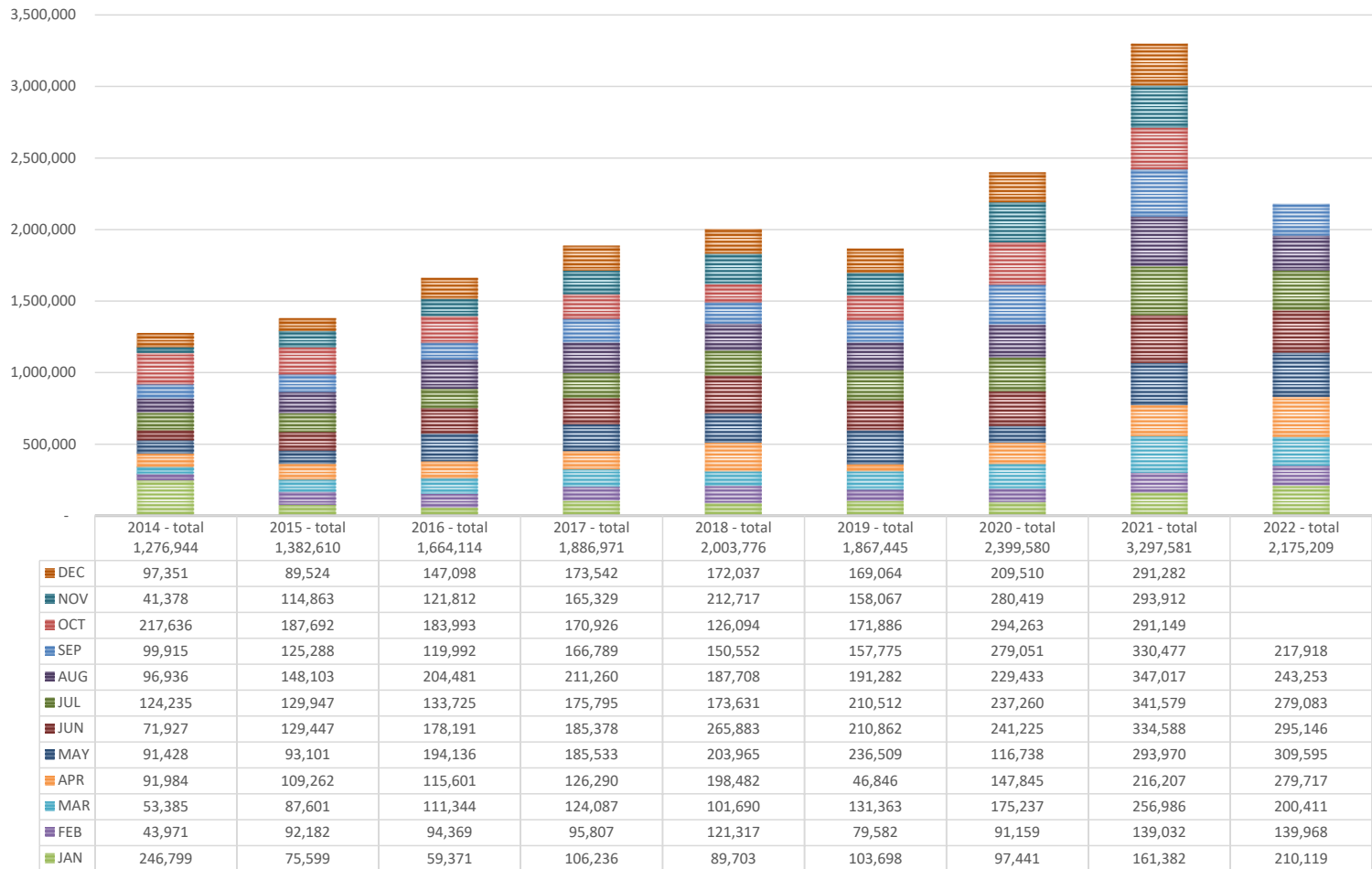


	2014	2015	2016	2017	2018	2019	2020	2021	2022
DEC	86,178	46,349	57,341	54,885	48,256	55,016	106,410	115,579	
NOV	589,821	671,995	729,185	581,122	550,314	550,349	552,038	740,393	
OCT	3,224,705	3,126,349	3,097,394	3,304,024	3,511,429	3,490,634	3,552,457	3,288,880	
SEP	196,074	180,371	221,742	214,262	194,991	224,232	239,955	234,044	232,684
AUG	65,209	87,020	100,481	75,729	87,001	94,945	105,595	105,308	78,530
JUL	56,015	52,249	55,432	63,355	61,733	66,342	116,861	63,522	8,541
JUN	94,281	87,255	72,248	81,731	66,105	57,849	121,852	112,639	77,168
MAY	649,652	713,999	920,209	1,042,997	915,832	619,548	771,420	906,071	964,656
APR	3,872,875	3,801,593	3,626,491	3,520,093	3,855,498	4,269,429	4,102,736	4,068,841	4,233,820
MAR	777,468	884,174	1,049,161	839,939	900,642	965,816	853,526	1,003,991	1,435,443
FEB	220,202	248,343	124,067	463,507	238,708	326,888	445,761	600,921	72,214
JAN	29,244	36,793	32,227	32,500	25,160	39,783	23,494	37,598	25,474

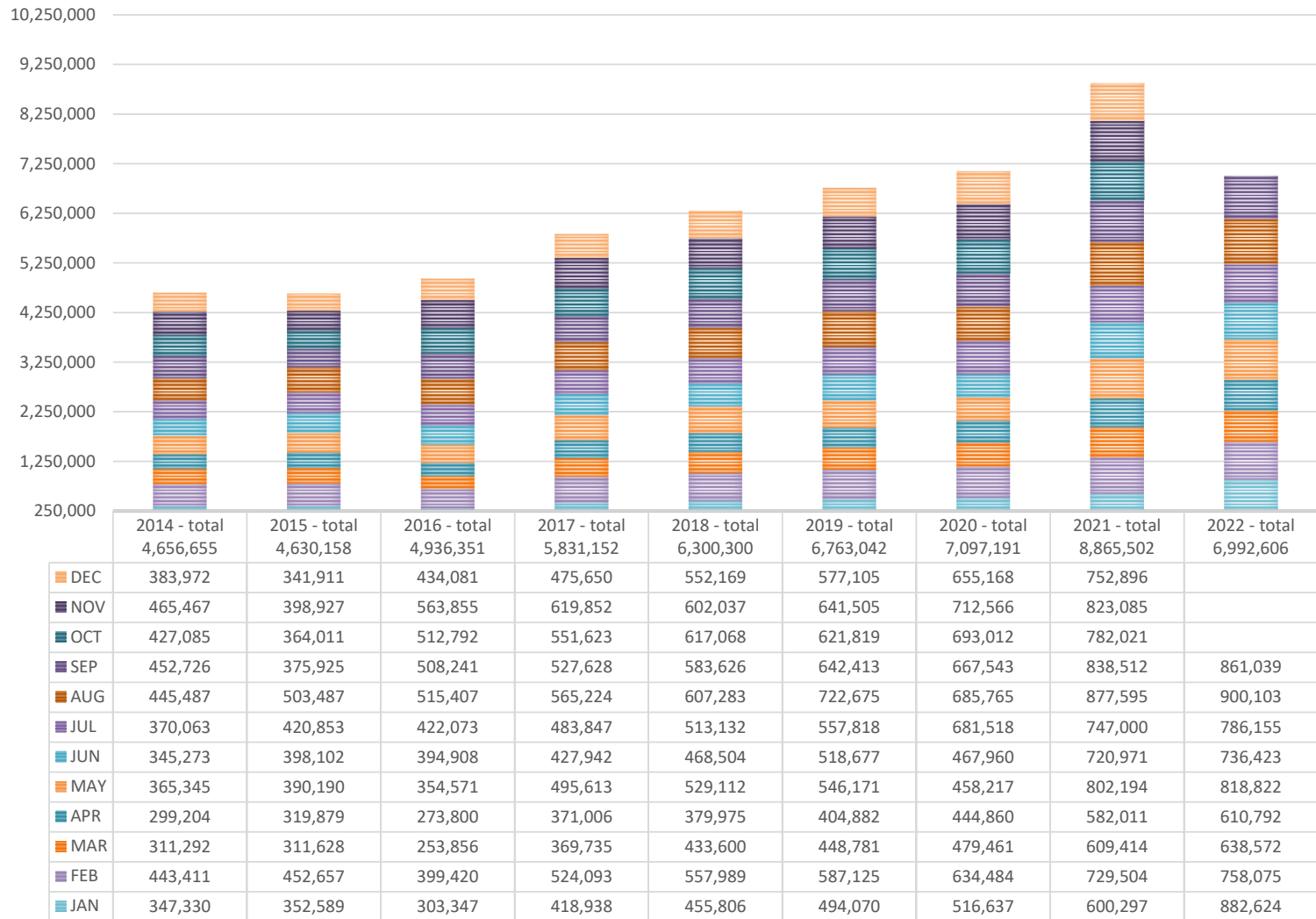
STATE OF WASHINGTON PORTION REAL ESTATE EXCISE TAX



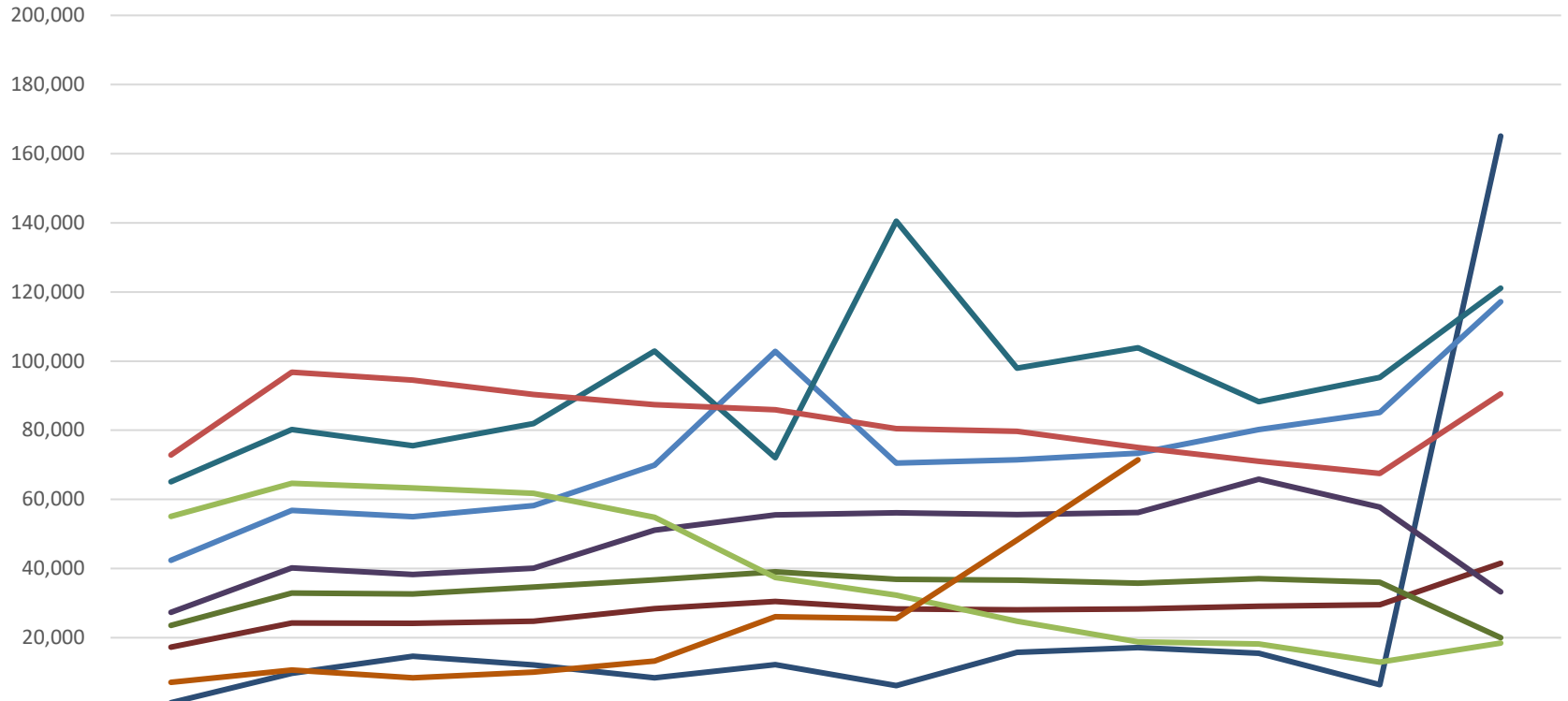
CLALLAM COUNTY PORTION REAL ESTATE EXCISE TAX



CLALLAM COUNTY SALES/USE TAX REVENUE



CLALLAM COUNTY INVESTMENT INTEREST INCOME



	JAN	FEB	MAR	APR	MAY	JUN	JUL	AUG	SEP	OCT	NOV	DEC
2014 - total 284,205	1,198	9,687	14,598	12,090	8,383	12,218	6,185	15,729	17,157	15,478	6,399	165,083
2015 - total 334,217	17,276	24,235	24,159	24,781	28,368	30,490	28,302	28,065	28,349	29,096	29,563	41,531
2016 - total 401,975	23,583	32,915	32,648	34,653	36,697	39,067	36,928	36,601	35,776	37,104	35,993	20,011
2017 - total 577,351	27,338	40,175	38,248	40,127	51,077	55,537	56,151	55,593	56,186	65,848	57,801	33,270
2018 - total 882,928	42,390	56,844	54,971	58,209	69,892	102,794	70,491	71,475	73,407	80,175	85,108	117,171
2019 - total 1,124,831	65,105	80,234	75,569	81,981	102,943	72,070	140,468	97,975	103,852	88,230	95,317	121,087
2020 - total 992,010	72,858	96,790	94,517	90,328	87,424	85,965	80,427	79,649	74,990	71,056	67,512	90,494
2021 - total 462,410	55,087	64,650	63,347	61,762	54,790	37,402	32,333	24,771	18,756	18,152	12,941	18,420
2022 - total 220,871	7,099	10,679	8,400	10,074	13,267	26,073	25,576	48,252	71,449			