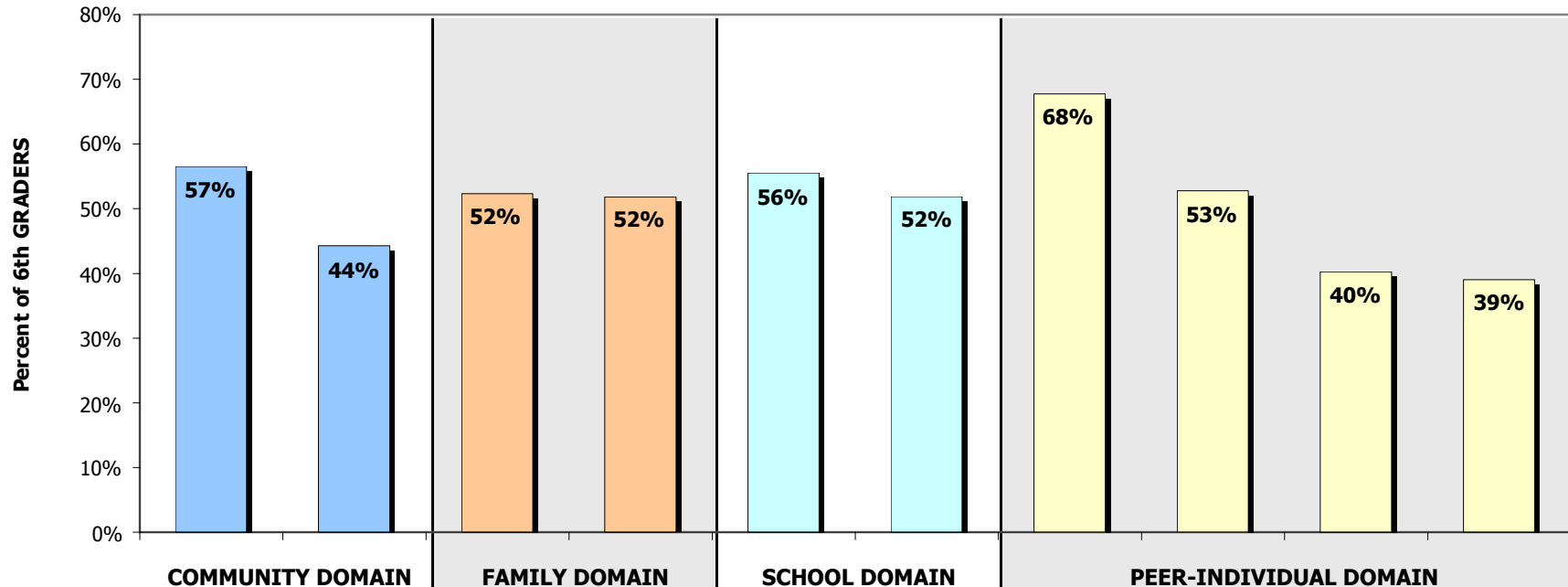
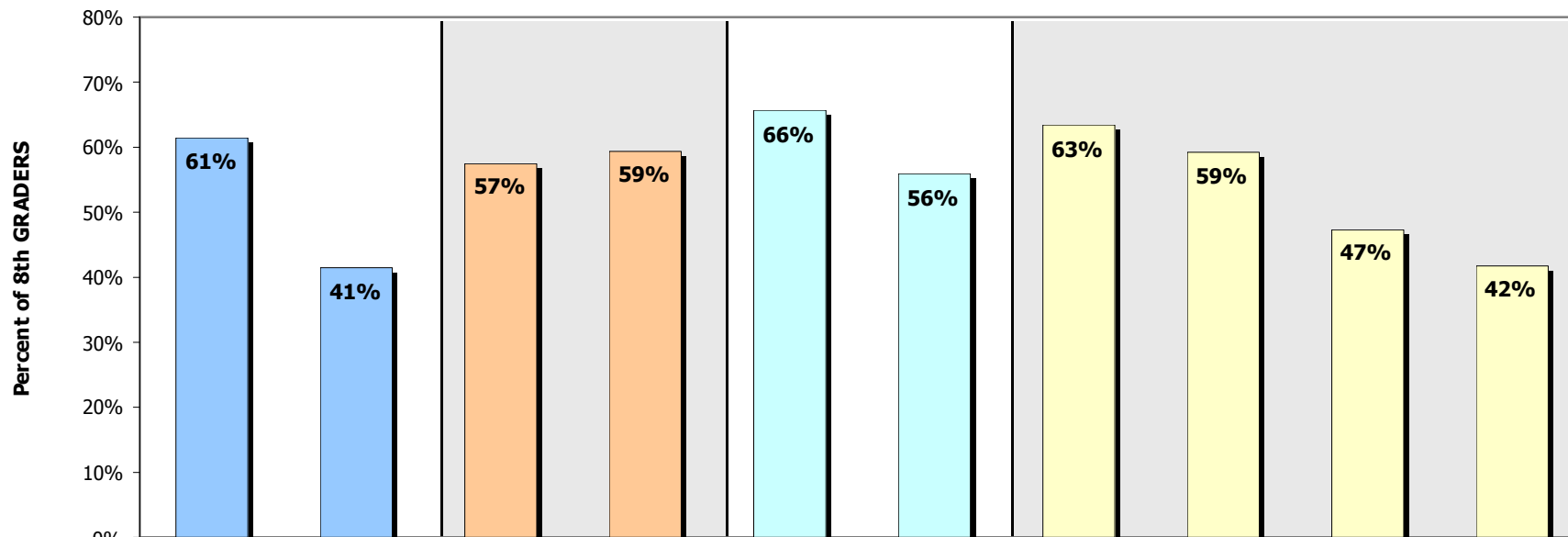


**Table IIID.2.a - Profile of PROTECTIVE FACTORS by Domain - 6th GRADERS  
HYS and CTC 2004**



6th GRADERS	COMMUNITY DOMAIN		FAMILY DOMAIN		SCHOOL DOMAIN		PEER-INDIVIDUAL DOMAIN			
	Community Opportunity for Involvement	Community Rewards for Involvement	Family Opportunities for Involvement	Family Rewards for Involvement	School Opportunity for Involvement	School Rewards for Involvement	Social Skills	Belief in the Moral Order	Interaction with Prosocial Peers	Prosocial Involvement
Number of 6th GRADERS Protected	147	255	202	199	181	317	210	172	237	237
Percent of 6th GRADERS Protected	<b>57%</b>	<b>44%</b>	<b>52%</b>	<b>52%</b>	<b>56%</b>	<b>52%</b>	<b>68%</b>	<b>53%</b>	<b>40%</b>	<b>39%</b>
Number of 6th GRADERS in Sample	260	576	386	384	326	611	310	326	589	607

**Table IIID.2.b - Profile of PROTECTIVE FACTORS by Domain - 8th GRADERS  
HYS and CTC 2004**



**8th GRADERS**

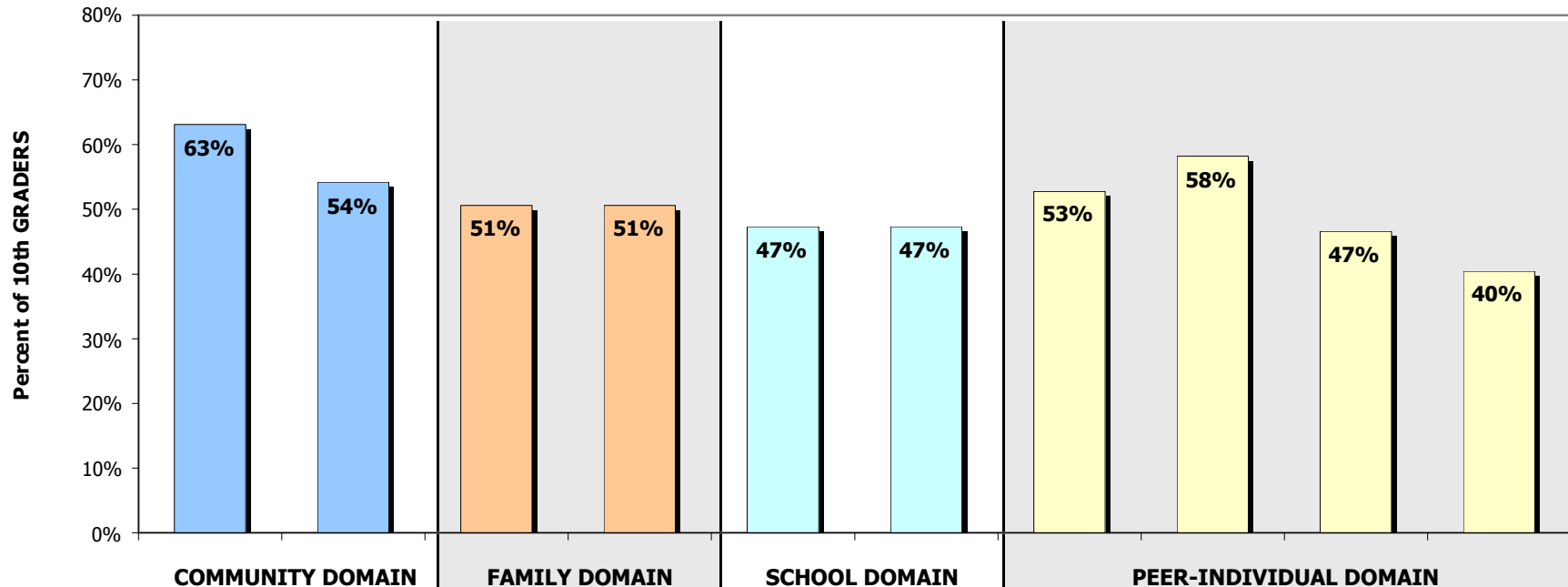
Number of  
8th GRADERS Protected

Percent of  
8th GRADERS Protected

Number of  
8th GRADERS in Sample

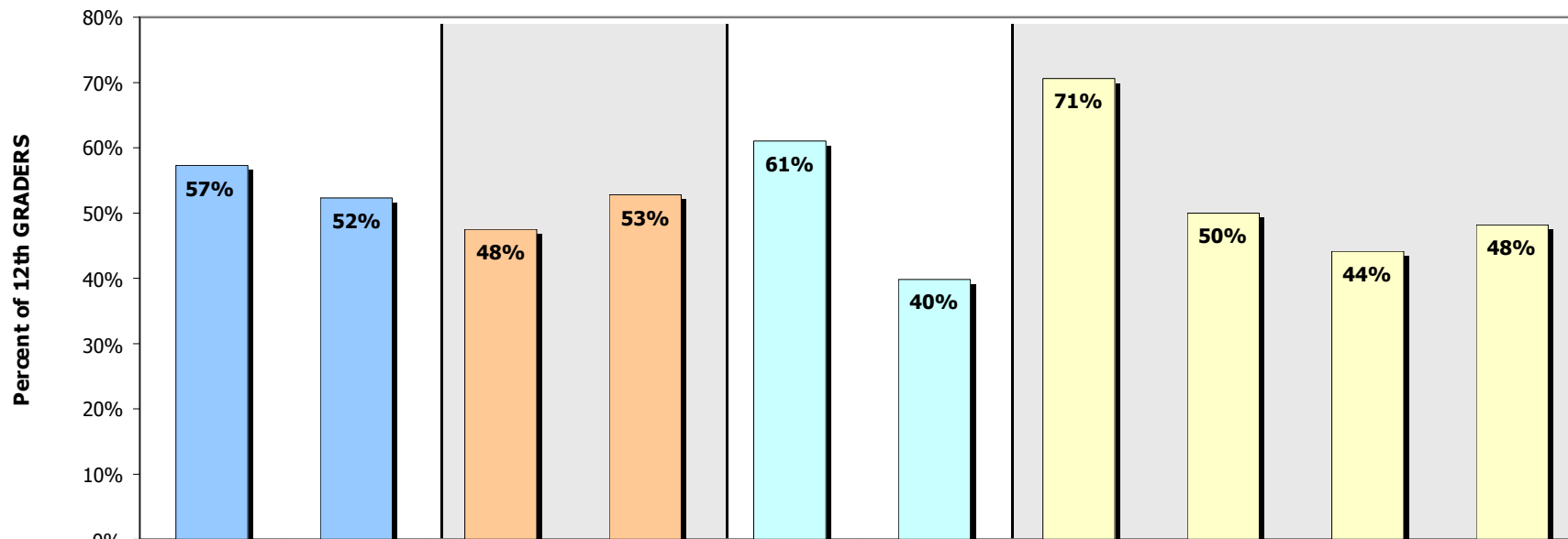
	COMMUNITY DOMAIN		FAMILY DOMAIN		SCHOOL DOMAIN		PEER-INDIVIDUAL DOMAIN			
	Community Opportunity for Involvement	Community Rewards for Involvement	Family Opportunities for Involvement	Family Rewards for Involvement	School Opportunity for Involvement	School Rewards for Involvement	Social Skills	Belief in the Moral Order	Interaction with Prosocial Peers	Prosocial Involvement
Number of 8th GRADERS Protected	269	189	158	162	308	269	295	283	217	199
Percent of 8th GRADERS Protected	<b>61%</b>	<b>41%</b>	<b>57%</b>	<b>59%</b>	<b>66%</b>	<b>56%</b>	<b>63%</b>	<b>59%</b>	<b>47%</b>	<b>42%</b>
Number of 8th GRADERS in Sample	438	456	275	273	469	481	465	478	459	477

**Table IIID.2.c - Profile of PROTECTIVE FACTORS by Domain - 10th GRADERS  
HYS and CTC 2004**



10th GRADERS	COMMUNITY DOMAIN		FAMILY DOMAIN		SCHOOL DOMAIN		PEER-INDIVIDUAL DOMAIN			
	Community Opportunity for Involvement	Community Rewards for Involvement	Family Opportunities for Involvement	Family Rewards for Involvement	School Opportunity for Involvement	School Rewards for Involvement	Social Skills	Belief in the Moral Order	Interaction with Prosocial Peers	Prosocial Involvement
Number of 10th GRADERS Protected	207	180	86	86	175	176	190	216	164	150
Percent of 10th GRADERS Protected	<b>63%</b>	<b>54%</b>	<b>51%</b>	<b>51%</b>	<b>47%</b>	<b>47%</b>	<b>53%</b>	<b>58%</b>	<b>47%</b>	<b>40%</b>
Number of 10th GRADERS in Sample	328	332	170	170	370	372	360	371	352	371

**Table IIID.2.d - Profile of PROTECTIVE FACTORS by Domain - 12th GRADERS  
HYS and CTC 2004**



12th GRADERS	COMMUNITY DOMAIN		FAMILY DOMAIN		SCHOOL DOMAIN		PEER-INDIVIDUAL DOMAIN			
	Community Opportunity for Involvement	Community Rewards for Involvement	Family Opportunities for Involvement	Family Rewards for Involvement	School Opportunity for Involvement	School Rewards for Involvement	Social Skills	Belief in the Moral Order	Interaction with Prosocial Peers	Prosocial Involvement
Number of 12th GRADERS Protected	169	159	86	94	199	131	226	163	143	157
Percent of 12th GRADERS Protected	<b>57%</b>	<b>52%</b>	<b>48%</b>	<b>53%</b>	<b>61%</b>	<b>40%</b>	<b>71%</b>	<b>50%</b>	<b>44%</b>	<b>48%</b>
Number of 12th GRADERS in Sample	295	304	181	178	326	329	320	326	324	326