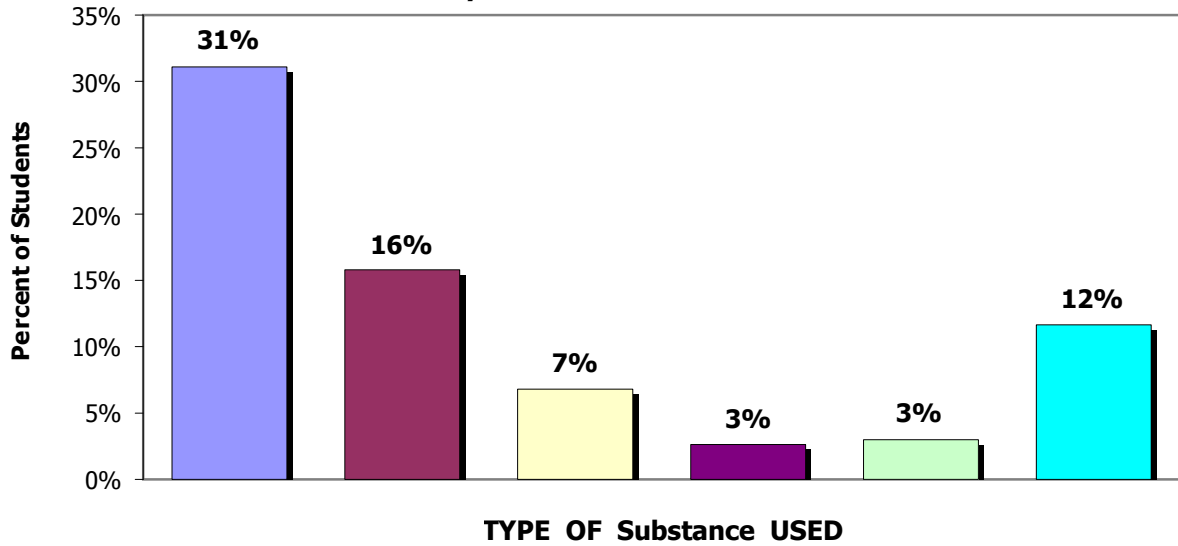


**Table IA.2.a - Prevalence of LIFETIME Substance Use Among 6th GRADERS
Clallam County - HYS and CTC 2004**

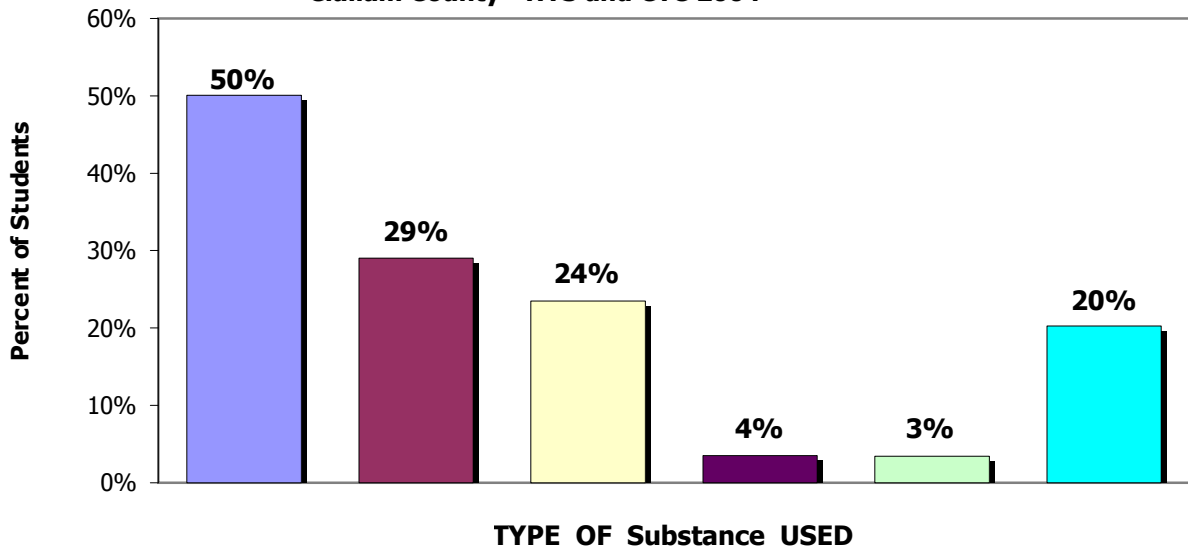


6th GRADERS

	Alcohol	Cigarettes	Marijuana	Stimulants (Meth)*	Cocaine*	Inhalants
Num. 30 Day Use	180	92	39	8	9	67
Percent Use	31%	16%	7%	3%	3%	12%
Num. Respondants	579	582	573	303	301	575

*Use of stimulants and cocaine are only asked on 8th, 10th and 12th grade HYS surveys.

**Table IA.2.b - Prevalence of LIFETIME Substance Use Among 8th GRADERS
Clallam County - HYS and CTC 2004**

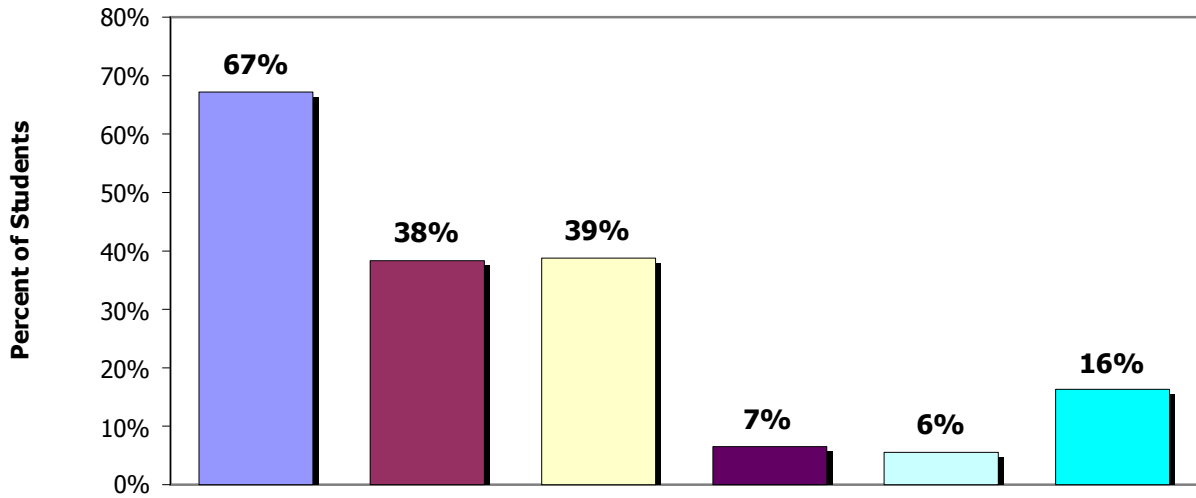


8th GRADERS

	Alcohol	Cigarettes	Marijuana	Stimulants (Meth)	Cocaine	Inhalants*
Num. 30 Day Use	309	179	145	16	16	63
Percent Use	50%	29%	24%	4%	3%	20%
Num. Respondants	617	617	617	455	464	311

*Use of inhalants is only asked on 6th grade HYS surveys.

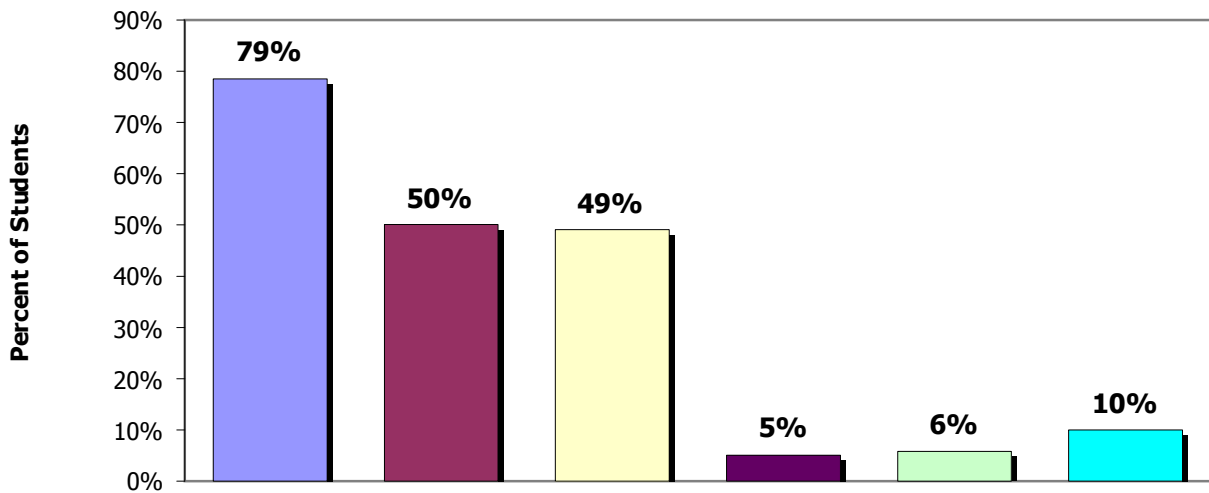
**Table IA.2.c - Prevalence of LIFETIME Substance Use Among 10th GRADERS
Clallam County - HYS and CTC 2004**



10th GRADERS	TYPE OF Substance USED					
	Alcohol	Cigarettes	Marijuana	Stimulants (Meth)	Cocaine	Inhalants*
Num. 30 Day Use	328	187	188	22	19	33
Percent Use	67%	38%	39%	7%	6%	16%
Num. Respondants	488	488	485	337	345	202

*Use of inhalants is only asked on 6th grade HYS surveys.

**Table IA.2.d - Prevalence of LIFETIME Substance Use Among 12th GRADERS
Clallam County - HYS and CTC 2004**



12th GRADERS	TYPE OF Substance USED					
	Alcohol	Cigarettes	Marijuana	Stimulants (Meth)	Cocaine	Inhalants*
Num. 30 Day Use	336	215	210	16	19	22
Percent Use	79%	50%	49%	5%	6%	10%
Num. Respondants	428	429	428	315	328	220

*Use of inhalants is only asked on 6th grade HYS surveys.